

FY 2019
ANNUAL TAX INCREMENT FINANCE
REPORT



STATE OF ILLINOIS
COMPTROLLER
SUSANA A. MENDOZA

Name of Municipality: City of Moline Reporting Fiscal Year: 2019
 County: Rock Island Fiscal Year End: 12/31/2019
 Unit Code: 081-050-30

FY 2019 TIF Administrator Contact Information			
First Name: <u>Tara</u>	Last Name: <u>Osborne</u>		
Address: <u>619 16 Street</u>	Title: <u>Grant & Project Accountant</u>		
Telephone: <u>(309) 524-2035</u>	City: <u>Moline</u>	Zip: <u>61265</u>	
E-mail-required <u>tosborne@moline.il.us</u>			

I attest to the best of my knowledge, that this FY 2019 report of the redevelopment project area(s)
 in the **City/Village** of: Moline
 is complete and accurate pursuant to Tax Increment Allocation Redevelopment Act [65 ILCS 5/11-74.4-3 et. seq.] and
 or Industrial Jobs Recovery Law [65 ILCS 5/11-74.6-10 et. seq.].

Tara Osborne 6-15-2020
 Written signature of TIF Administrator Date

Section 1 (65 ILCS 5/11-74.4-5 (d) (1.5) and 65 ILCS 5/11-74.6-22 (d) (1.5)*)

FILL OUT ONE FOR EACH TIF DISTRICT			
Name of Redevelopment Project Area	Date Designated	MM/DD/20YY	Date Terminated MM/DD/20YY
TIF #1 Downtown		12/16/1986	
TIF #2 One Moline Place		10/27/1998	
TIF #3 Old Moline High School		4/13/2004	
TIF #4 Autumn Trails		9/27/2005	12/12/2017
TIF #5 KONE Centre		2/10/2009	
TIF #6 Moline Place Phase II		2/9/2010	
TIF #7 Moline Business Park		6/21/2011	
TIF #8 Southpark Mall		9/17/2013	
TIF #9 Routes 6 & 150		12/4/2012	
TIF #10 41st Street/Health Park		12/11/2012	
TIF #11 Multi-Modal Area		11/5/2013	
TIF #12 Riverbend Commons		11/5/2013	
TIF #13 Moline Centre		6/7/2016	

*All statutory citations refer to one of two sections of the Illinois Municipal Code: The Tax Increment Allocation Redevelopment Act [65 ILCS 5/11-74.4-3 et. seq.] or the Industrial Jobs Recovery Law [65 ILCS 5/11-74.6-10 et. seq.]

**SECTION 2 [Sections 2 through 5 must be completed for each redevelopment project area listed in Section 1.]
FY 2019**

Name of Redevelopment Project Area (below): <p style="text-align: center;">Riverbend Commons</p>	
Primary Use of Redevelopment Project Area*: Combination/Mixed	
* Types include: Central Business District, Retail, Other Commercial, Industrial, Residential, and Combination/Mixed.	
CBD/Retail/Residenti	
If "Combination/Mixed" List Component Types: al	
Under which section of the Illinois Municipal Code was Redevelopment Project Area designated? (check one):	
Tax Increment Allocation Redevelopment Act	<input checked="" type="checkbox"/>
Industrial Jobs Recovery Law	<input type="checkbox"/>

Please utilize the information below to properly label the Attachments.

	No	Yes
Were there any amendments to the redevelopment plan, the redevelopment project area, or the State Sales Tax Boundary? [65 ILCS 5/11-74.4-5 (d) (1) and 5/11-74.6-22 (d) (1)] If yes, please enclose the amendment (labeled Attachment A).	X	
Certification of the Chief Executive Officer of the municipality that the municipality has complied with all of the requirements of the Act during the preceding fiscal year. [65 ILCS 5/11-74.4-5 (d) (3) and 5/11-74.6-22 (d) (3)] Please enclose the CEO Certification (labeled Attachment B).		X
Opinion of legal counsel that municipality is in compliance with the Act. [65 ILCS 5/11-74.4-5 (d) (4) and 5/11-74.6-22 (d) (4)] Please enclose the Legal Counsel Opinion (labeled Attachment C).		X
Statement setting forth all activities undertaken in furtherance of the objectives of the redevelopment plan, including any project implemented and a description of the redevelopment activities. [65 ILCS 5/11-74.4-5 (d) (7) (A and B) and 5/11-74.6-22 (d) (7) (A and B)] If yes, please enclose the Activities Statement (labeled Attachment D).	X	
Were any agreements entered into by the municipality with regard to the disposition or redevelopment of any property within the redevelopment project area or the area within the State Sales Tax Boundary? [65 ILCS 5/11-74.4-5 (d) (7) (C) and 5/11-74.6-22 (d) (7) (C)] If yes, please enclose the Agreement(s) (labeled Attachment E).	X	
Is there additional information on the use of all funds received under this Division and steps taken by the municipality to achieve the objectives of the redevelopment plan? [65 ILCS 5/11-74.4-5 (d) (7) (D) and 5/11-74.6-22 (d) (7) (D)] If yes, please enclose the Additional Information (labeled Attachment F).	X	
Did the municipality's TIF advisors or consultants enter into contracts with entities or persons that have received or are receiving payments financed by tax increment revenues produced by the same TIF? [65 ILCS 5/11-74.4-5 (d) (7) (E) and 5/11-74.6-22 (d) (7) (E)] If yes, please enclose the contract(s) or description of the contract(s) (labeled Attachment G).	X	
Were there any reports <u>submitted to</u> the municipality <u>by</u> the joint review board? [65 ILCS 5/11-74.4-5 (d) (7) (F) and 5/11-74.6-22 (d) (7) (F)] If yes, please enclose the Joint Review Board Report (labeled Attachment H).	X	
Were any obligations issued by the municipality? [65 ILCS 5/11-74.4-5 (d) (8) (A) and 5/11-74.6-22 (d) (8) (A)] If yes, please enclose any Official Statement (labeled Attachment I). If Attachment I is answered yes, then the Analysis must be attached and (labeled Attachment J).	X	
An analysis prepared by a financial advisor or underwriter setting forth the nature and term of obligation and projected debt service including required reserves and debt coverage. [65 ILCS 5/11-74.4-5 (d) (8) (B) and 5/11-74.6-22 (d) (8) (B)] If attachment I is yes, then Analysis MUST be attached and (labeled Attachment J).	X	
Has a cumulative of \$100,000 of TIF revenue been deposited into the special tax allocation fund? 65 ILCS 5/11-74.4-5 (d) (2) and 5/11-74.6-22 (d) (2) If yes, please enclose Audited financial statements of the special tax allocation fund (labeled Attachment K).		X
Cumulatively, have deposits of incremental taxes revenue equal to or greater than \$100,000 been made into the special tax allocation fund? [65 ILCS 5/11-74.4-5 (d) (9) and 5/11-74.6-22 (d) (9)] If yes, the audit report shall contain a letter from the independent certified public accountant indicating compliance or noncompliance with the requirements of subsection (q) of Section 11-74.4-3 (labeled Attachment L).		X
A list of all intergovernmental agreements in effect to which the municipality is a part, and an accounting of any money transferred or received by the municipality during that fiscal year pursuant to those intergovernmental agreements. [65 ILCS 5/11-74.4-5 (d) (10)] If yes, please enclose the list only, not actual agreements (labeled Attachment M).	X	

SECTION 3.1 - (65 ILCS 5/11-74.4-5 (d)(5)(a)(b)(d)) and (65 ILCS 5/11-74.6-22 (d) (5)(a)(b)(d))
Provide an analysis of the special tax allocation fund.

FY 2019

Riverbend Commons

Special Tax Allocation Fund Balance at Beginning of Reporting Period \$ 864,862

SOURCE of Revenue/Cash Receipts:	Revenue/Cash Receipts for Current Reporting Year	Cumulative Totals of Revenue/Cash Receipts for life of TIF	% of Total
Property Tax Increment	\$ 520,767	\$ 1,950,171	40%
State Sales Tax Increment	\$ -	\$ -	0%
Local Sales Tax Increment	\$ -	\$ -	0%
State Utility Tax Increment	\$ -	\$ -	0%
Local Utility Tax Increment	\$ -	\$ -	0%
Interest	\$ 4,044	\$ 11,525	0%
Land/Building Sale Proceeds	\$ -	\$ -	0%
Bond Proceeds	\$ -	\$ -	0%
Transfers from Municipal Sources	\$ -	\$ -	0%
Private Sources	\$ -	\$ -	0%
Other (identify source Sale of Property-IHMVCU; if multiple other sources, attach schedule)	\$ -	\$ 2,920,204	60%

All Amount Deposited in Special Tax Allocation Fund \$ 524,811

Cumulative Total Revenues/Cash Receipts \$ 4,881,900 100%

Total Expenditures/Cash Disbursements (Carried forward from Section 3.2) \$ 1,721,653

Transfers to Municipal Sources \$ -

Distribution of Surplus

Total Expenditures/Disbursements \$ 1,721,653

Net/Income/Cash Receipts Over/(Under) Cash Disbursements \$ (1,196,842)

Previous Year Adjustment (Explain Below) \$ -

FUND BALANCE, END OF REPORTING PERIOD* \$ (331,980)

* If there is a positive fund balance at the end of the reporting period, you must complete Section 3.3

Previous Year Explanation:

SECTION 3.2 A- (65 ILCS 5/11-74.4-5 (d) (5) (c) and 65 ILCS 5/11-74.6-22 (d) (5)(c))

FY 2019

TIF NAME:

Riverbend Commons

ITEMIZED LIST OF ALL EXPENDITURES FROM THE SPECIAL TAX ALLOCATION FUND
(by category of permissible redevelopment project costs)

PAGE 1

Category of Permissible Redevelopment Cost [65 ILCS 5/11-74.4-3 (q) and 65 ILCS 5/11-74.6-10 (o)]	Amounts	Reporting Fiscal Year
1. Cost of studies, surveys, development of plans, and specifications. Implementation and administration of the redevelopment plan, staff and professional service cost.		
2. Annual administrative cost.		\$ -
3. Cost of marketing sites.		\$ -
4. Property assembly cost and site preparation costs.		\$ -
5. Costs of renovation, rehabilitation, reconstruction, relocation, repair or remodeling of existing public or private building, leasehold improvements, and fixtures within a redevelopment project area.		\$ -
IHMVCU	275,000	
6. Costs of the construction of public works or improvements.		\$ 275,000
		\$ -

SECTION 3.2 A

PAGE 2

7. Costs of eliminating or removing contaminants and other impediments.		
		\$ -
8. Cost of job training and retraining projects.		
		\$ -
9. Financing costs.		
Principal Payments	1,203,312	
Interest Payments	20,691	
		\$ 1,224,003
10. Capital costs.		
Capital Equipment	222,650	
		\$ 222,650
11. Cost of reimbursing school districts for their increased costs caused by TIF assisted housing projects.		
		\$ -
12. Cost of reimbursing library districts for their increased costs caused by TIF assisted housing projects.		
		\$ -

SECTION 3.2 A

PAGE 3

13. Relocation costs.		
		\$ -
14. Payments in lieu of taxes.		
		\$ -
15. Costs of job training, retraining, advanced vocational or career education.		
		\$ -
16. Interest cost incurred by redeveloper or other nongovernmental persons in connection with a redevelopment project.		
		\$ -
17. Cost of day care services.		
		\$ -
18. Other.		
		\$ -
TOTAL ITEMIZED EXPENDITURES		\$ 1,721,653

SECTION 3.3 - (65 ILCS 5/11-74.4-5 (d) (5d) 65 ILCS 5/11-74.6-22 (d) (5d)

Breakdown of the Balance in the Special Tax Allocation Fund At the End of the Reporting Period by source

FY 2019

TIF NAME:

Riverbend Commons

FUND BALANCE BY SOURCE

\$ (331,980)

	Amount of Original Issuance	Amount Designated
1. Description of Debt Obligations		
N/A		

Total Amount Designated for Obligations \$ - \$ -

2. Description of Project Costs to be Paid

Developer Rebates		\$ 3,985,905
River Drive Siphon Study		\$ 80,000
Pump Station Reimbursement		\$ 380,509

Total Amount Designated for Project Costs \$ 4,446,414

TOTAL AMOUNT DESIGNATED \$ 4,446,414

SURPLUS/(DEFICIT) \$ (4,778,394)

SECTION 4 [65 ILCS 5/11-74.4-5 (d) (6) and 65 ILCS 5/11-74.6-22 (d) (6)]

FY 2019

TIF NAME:

Riverbend Commons

Provide a description of all property purchased by the municipality during the reporting fiscal year within the redevelopment project area.

X

Check here if no property was acquired by the Municipality within the Redevelopment Project Area.

Property Acquired by the Municipality Within the Redevelopment Project Area.

Property (1):	
Street address:	
Approximate size or description of property:	
Purchase price:	
Seller of property:	

Property (2):	
Street address:	
Approximate size or description of property:	
Purchase price:	
Seller of property:	

Property (3):	
Street address:	
Approximate size or description of property:	
Purchase price:	
Seller of property:	

Property (4):	
Street address:	
Approximate size or description of property:	
Purchase price:	
Seller of property:	

SECTION 5 - 20 ILCS 620/4.7 (7)(F)

PAGE 1

FY 2019

TIF Name: **Riverbend Commons**Page 1 is to be included with TIF report. Pages 2 and 3 are to be included **ONLY** if projects are listed.**Select ONE of the following by indicating an 'X':**

1. NO projects were undertaken by the Municipality Within the Redevelopment Project Area.	
--	--

2. The Municipality DID undertake projects within the Redevelopment Project Area. (If selecting this option, complete 2a.)	X
---	---

2a. The total number of ALL activities undertaken in furtherance of the objectives of the redevelopment plan:	2
--	---

LIST **ALL** projects undertaken by the Municipality Within the Redevelopment Project Area:

TOTAL:	11/1/99 to Date	Estimated Investment for Subsequent Fiscal Year	Total Estimated to Complete Project
Private Investment Undertaken (See Instructions)	\$ 48,000,000	\$ -	\$ 48,000,000
Public Investment Undertaken	\$ 3,300,000	\$ -	\$ 10,120,328
Ratio of Private/Public Investment	14 6/11		4 26/35

*PROJECT NAME TO BE LISTED AFTER PROJECT NUMBER

Project 1*: The Mills at Riverbend Commons

Private Investment Undertaken (See Instructions)	\$ 22,000,000	\$ -	\$ 22,000,000
Public Investment Undertaken	\$ 3,300,000	\$ -	\$ 3,300,000
Ratio of Private/Public Investment	6 2/3		6 2/3

Project 2*: IH Mississippi Valley Credit Union

Private Investment Undertaken (See Instructions)	\$ 26,000,000	\$ -	\$ 26,000,000
Public Investment Undertaken			\$ 6,820,328
Ratio of Private/Public Investment	0		3 13/16

Project 3*:

Private Investment Undertaken (See Instructions)			
Public Investment Undertaken			
Ratio of Private/Public Investment	0		0

Project 4*:

Private Investment Undertaken (See Instructions)			
Public Investment Undertaken			
Ratio of Private/Public Investment	0		0

Project 5*:

Private Investment Undertaken (See Instructions)			
Public Investment Undertaken			
Ratio of Private/Public Investment	0		0

Project 6*:

Private Investment Undertaken (See Instructions)			
Public Investment Undertaken			
Ratio of Private/Public Investment	0		0

Optional: Information in the following sections is not required by law, but would be helpful in evaluating the performance of TIF in Illinois. ***even though optional MUST be included as part of the complete TIF report**

**SECTION 6
FY 2019**

TIF NAME: Riverbend Commons

Provide the base EAV (at the time of designation) and the EAV for the year reported for the redevelopment project area

Year redevelopment project area was designated	Base EAV	Reporting Fiscal Year EAV
2012	\$ 1,197,662	\$ 5,805,572

List all overlapping tax districts in the redevelopment project area.
If overlapping taxing district received a surplus, list the surplus.

Check if the overlapping taxing districts did not receive a surplus.

Overlapping Taxing District	Surplus Distributed from redevelopment project area to overlapping districts
Rock Island County	\$ -
Moline Township	\$ -
City of Moline	\$ -
Moline School District #40	\$ -
Metropolitan Airport Authority	\$ -
Black Hawk College	\$ -
Rock Island Co. Metropolitan Transits Authority	\$ -
	\$ -
	\$ -
	\$ -
	\$ -
	\$ -
	\$ -
	\$ -

SECTION 7

Provide information about job creation and retention:

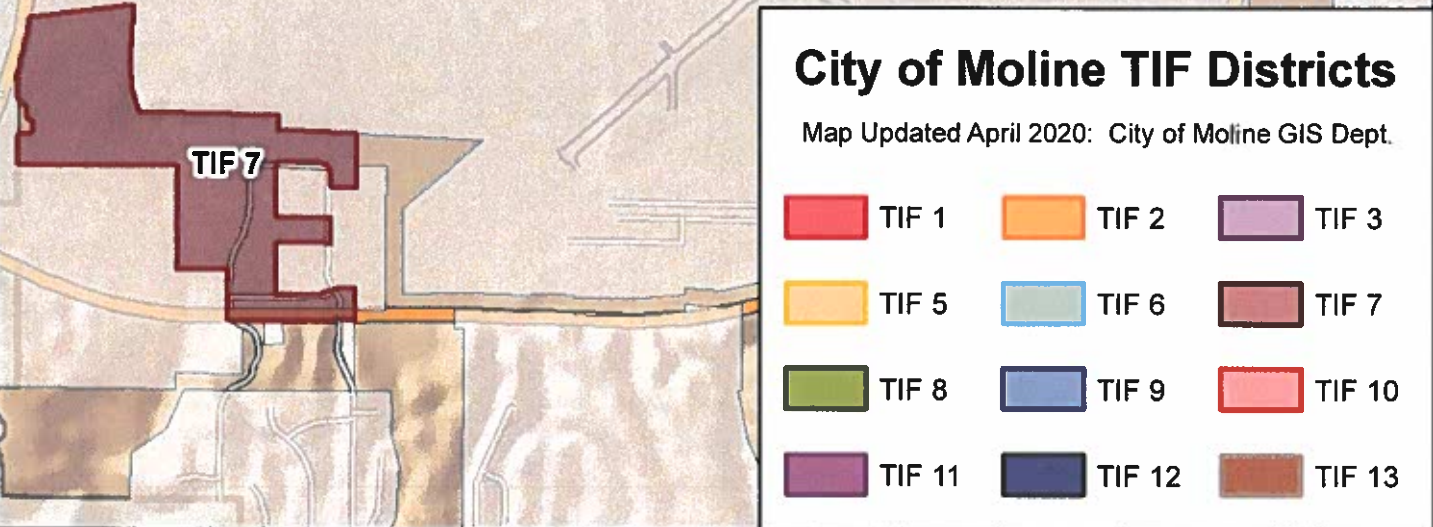
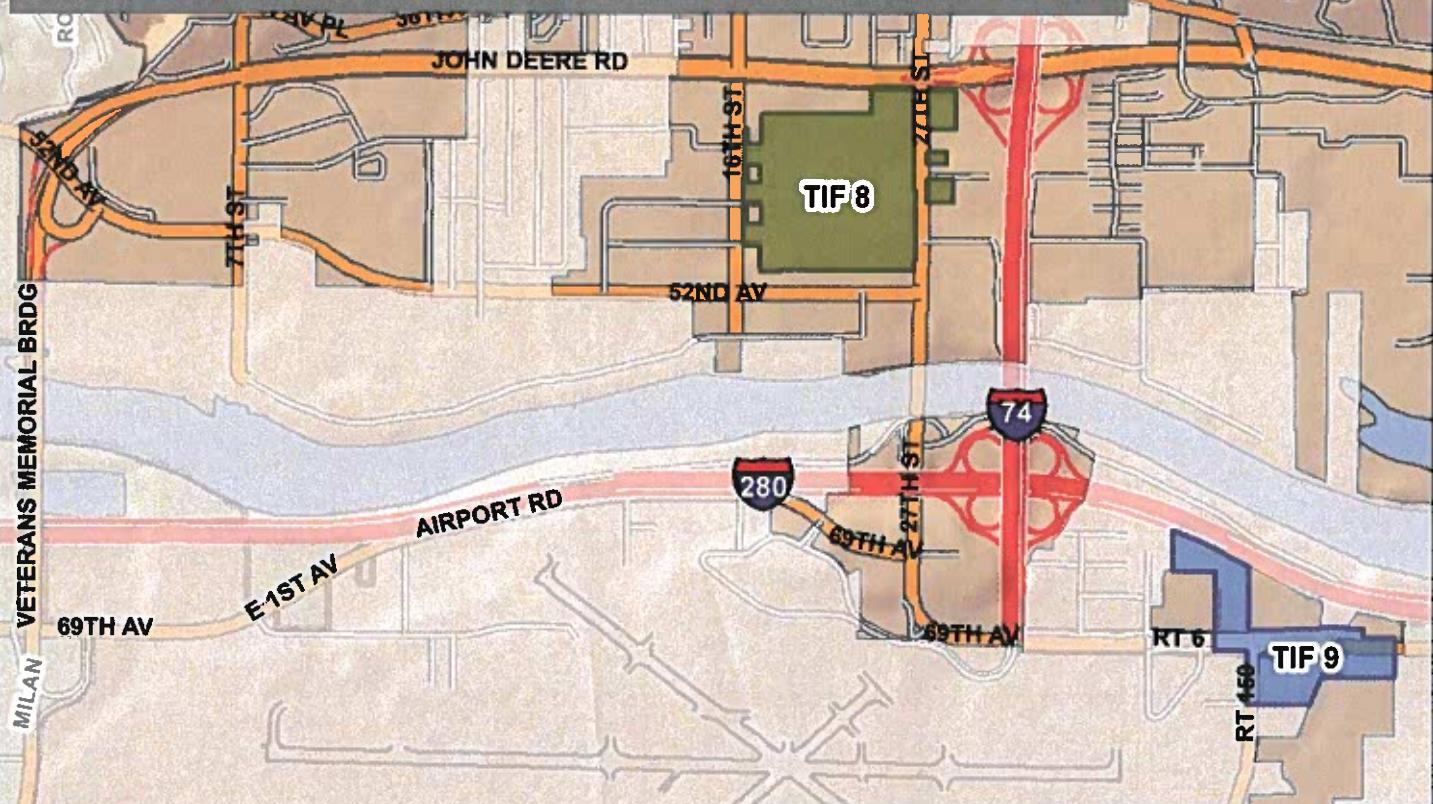
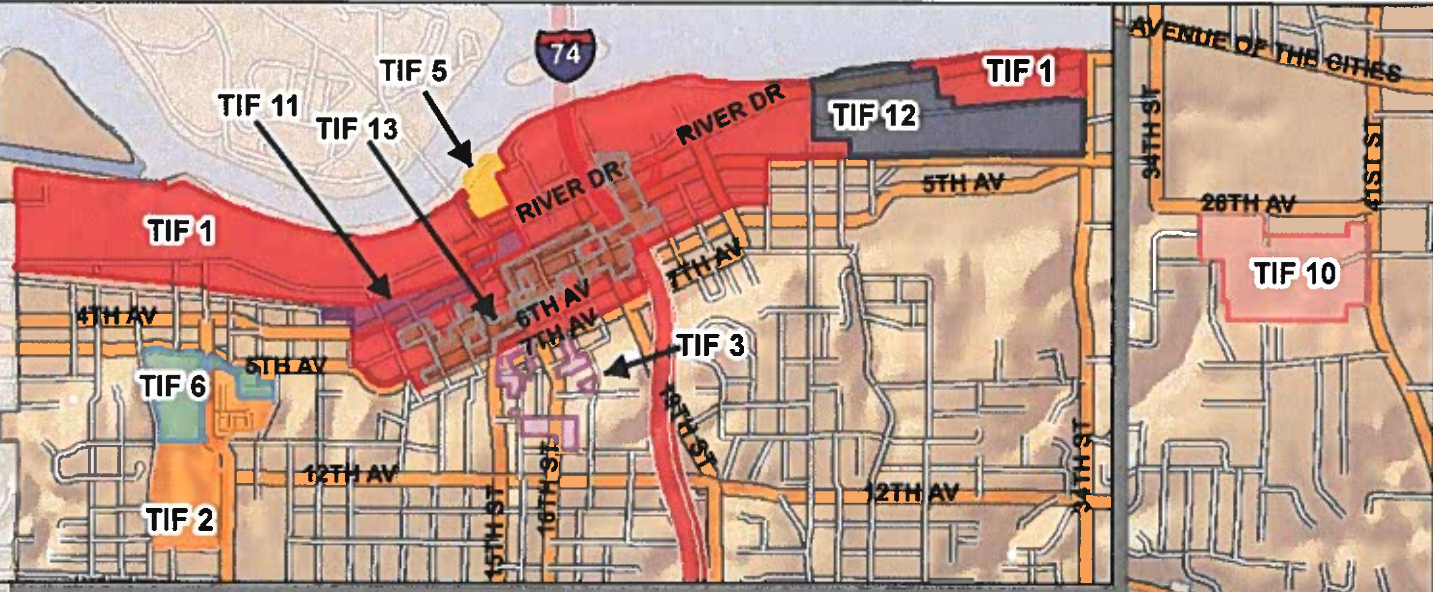
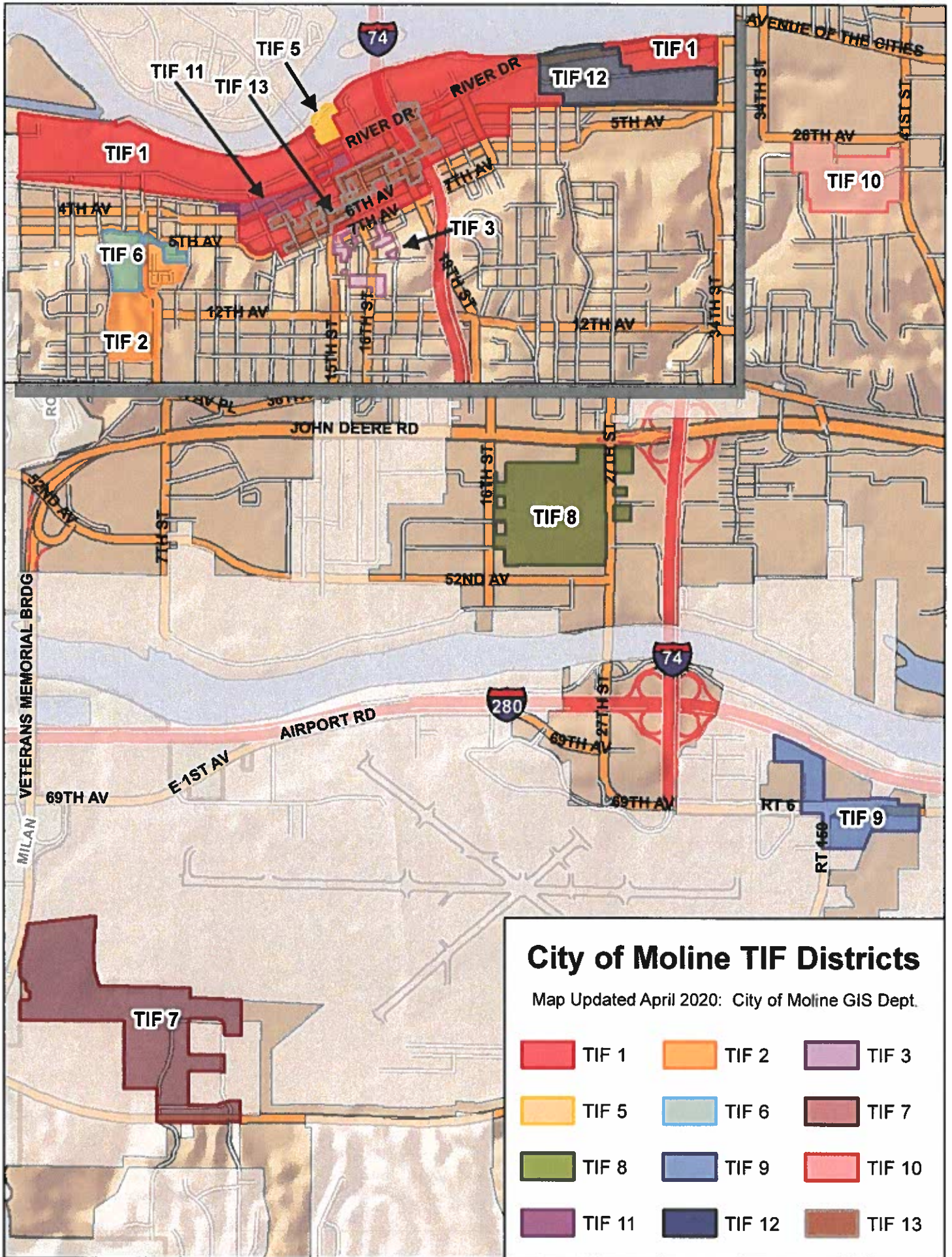
Number of Jobs Retained	Number of Jobs Created	Description and Type (Temporary or Permanent) of Jobs	Total Salaries Paid
			\$ -
			\$ -
			\$ -
			\$ -
			\$ -
			\$ -
			\$ -

SECTION 8

Provide a general description of the redevelopment project area using only major boundaries:

--

Optional Documents	Enclosed
Legal description of redevelopment project area	No
Map of District	Yes



TIF 1-13

Certification of Chief Executive Officer

I, Stephanie Acri, am the duly elected Chief Executive Officer of the City of Moline, County of Rock Island, State of Illinois, and as such do hereby certify that the City of Moline has complied with all requirements pertaining to the Tax Increment Financing Redevelopment Act during fiscal year 2019 (January 1 – December 31).

6-16-2020
Date


Stephanie Acri, Mayor

TIF 1-13

OPINION OF LEGAL COUNSEL

I, Derke Price, am the Corporate Counsel for the City of Moline, Illinois. I have received all information provided to me by the city administration, and based on that information, I believe that the City of Moline has conformed to all applicable requirements of the Tax Increment Redevelopment Allocation Act (found generally at 65 ILCD 5/11-74.4-1, et seq) set forth there under to the best of my knowledge and belief for fiscal year 2019 (January 1 - December 31).

6-16-2020

Date



Derke Price, Corporate Counsel

CITY OF MOLINE

COMBINING STATEMENT OF REVENUES, EXPENDITURES, AND CHANGES
IN FUND BALANCES
NONMAJOR GOVERNMENTAL FUNDS
For the Year Ended December 31, 2019

	Special Revenue				
	Library Trust	Perpetual Care	Reher Art Gallery	Park and Cemetery Gifts	Single Family Rehab
REVENUES					
Taxes	\$ -	\$ -	\$ -	\$ -	\$ -
Intergovernmental	-	-	-	-	120,412
Charges for services	-	-	-	-	-
Fines, forfeitures and penalties	-	-	-	-	-
Use of money and property	9,204	9,082	9	8,662	-
Contributions	223,202	-	-	66,415	-
Miscellaneous	-	16,341	-	-	-
Total Revenues	<u>232,406</u>	<u>25,423</u>	<u>9</u>	<u>75,077</u>	<u>120,412</u>
EXPENDITURES					
Current					
General government	-	-	-	-	-
Economic development	-	-	-	-	80,610
Culture and recreation	-	-	6,886	30,928	-
Libraries	170,438	-	-	-	-
Capital Outlay	-	-	-	35,121	-
Debt Service	-	-	-	-	-
Principal	-	-	-	-	-
Interest and fiscal charges	-	-	-	-	-
Total Expenditures	<u>170,438</u>	<u>-</u>	<u>6,886</u>	<u>66,049</u>	<u>80,610</u>
Excess (deficiency) of revenues over expenditures	<u>61,968</u>	<u>25,423</u>	<u>(6,877)</u>	<u>9,028</u>	<u>39,802</u>
OTHER FINANCING SOURCES (USES)					
Transfers in	-	-	-	-	-
Transfers out	-	(9,082)	-	-	-
Proceeds from sale of capital assets	-	-	-	-	-
Total Other Financing Sources (Uses)	<u>-</u>	<u>(9,082)</u>	<u>-</u>	<u>-</u>	<u>-</u>
Net Change in Fund Balances	61,968	16,341	(6,877)	9,028	39,802
FUND BALANCES (DEFICIT) - Beginning of Year	<u>106,580</u>	<u>350,720</u>	<u>42,053</u>	<u>167,089</u>	<u>(39,476)</u>
FUND BALANCES (DEFICIT) - END OF YEAR	<u>\$ 168,548</u>	<u>\$ 367,061</u>	<u>\$ 35,176</u>	<u>\$ 176,117</u>	<u>\$ 326</u>

Library	NSP2 Grant	Tax Increment Financing #5	Tax Increment Financing #7	Tax Increment Financing #8	Tax Increment Financing #9	Tax Increment Financing #10	Tax Increment Financing #12
\$ 2,765,873	\$ -	\$ 537,018	\$ 1,876	\$ 149,838	\$ 20,509	\$ 156,234	\$ 520,767
91,124	-	-	-	-	-	-	-
96,930	7,252	-	-	-	-	-	-
37,610	-	-	-	-	-	-	-
12	-	932	3,001	157	288	176	4,043
-	-	-	-	-	-	-	-
12,865	318,046	-	-	-	21	-	-
<u>3,004,414</u>	<u>325,298</u>	<u>537,950</u>	<u>4,877</u>	<u>149,995</u>	<u>20,818</u>	<u>156,410</u>	<u>524,810</u>
-	-	-	-	-	-	-	-
-	323,320	483,447	-	145,257	28,000	131	275,000
-	-	-	-	-	-	-	-
3,246,772	-	-	-	-	-	-	-
-	-	-	-	-	-	-	222,650
-	-	-	285,000	-	-	-	1,203,312
-	-	-	341,235	-	-	-	20,691
<u>3,246,772</u>	<u>323,320</u>	<u>483,447</u>	<u>626,235</u>	<u>145,257</u>	<u>28,000</u>	<u>131</u>	<u>1,721,653</u>
<u>(242,358)</u>	<u>1,978</u>	<u>54,503</u>	<u>(621,358)</u>	<u>4,738</u>	<u>(7,182)</u>	<u>156,279</u>	<u>(1,196,843)</u>
749,770	-	-	597,075	-	-	-	-
(571,065)	-	(52,512)	-	-	-	-	-
-	-	-	-	-	-	-	-
<u>178,705</u>	<u>-</u>	<u>(52,512)</u>	<u>597,075</u>	<u>-</u>	<u>-</u>	<u>-</u>	<u>-</u>
(63,653)	1,978	1,991	(24,283)	4,738	(7,182)	156,279	(1,196,843)
<u>244,760</u>	<u>80,386</u>	<u>52,523</u>	<u>(792,732)</u>	<u>122</u>	<u>30,078</u>	<u>1</u>	<u>864,864</u>
<u>\$ 181,107</u>	<u>\$ 82,364</u>	<u>\$ 54,514</u>	<u>\$ (817,015)</u>	<u>\$ 4,860</u>	<u>\$ 22,896</u>	<u>\$ 156,280</u>	<u>\$ (331,979)</u>



INDEPENDENT AUDITORS' COMPLIANCE REPORT

To the Honorable Mayor and
Members of the City Council
City of Moline, Illinois

We have audited the basic financial statements of the City of Moline, Illinois, as of and for the year ended December 31, 2019, and have issued our report thereon dated June 23, 2020. We conducted our audit in accordance with auditing standards generally accepted in the United States of America.

In connection with our audit, nothing came to our attention that caused us to believe that the City failed to comply with provisions of Subsection (q) of Section 11-74.4-3 of Public Act 85-1142, "An Act in Relation to Tax Increment Financing", insofar as it relates to accounting matters. However, our audit was not directed primarily toward obtaining knowledge of such noncompliance. Accordingly, had we performed additional procedures, other matters may have come to our attention regarding the City's noncompliance with the above-referenced statute, insofar as it relates to accounting matters.

This report is intended solely for the information and use of the City Council, management, the State of Illinois, and others within the City and is not intended to be, and should not be, used by anyone other than the specified parties.

Baker Tilly Virchow Krause, LLP

Oak Brook, Illinois
June 23, 2020